

UNIT 2: Activity Sheet #30

1. Draw a line to match each capital letter with the small letter.

H	a
A	e
C	h
E	c

b	F
d	B
f	D
h	H





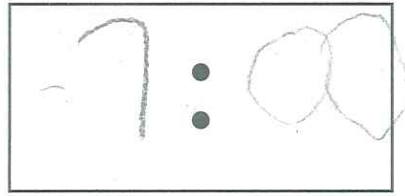
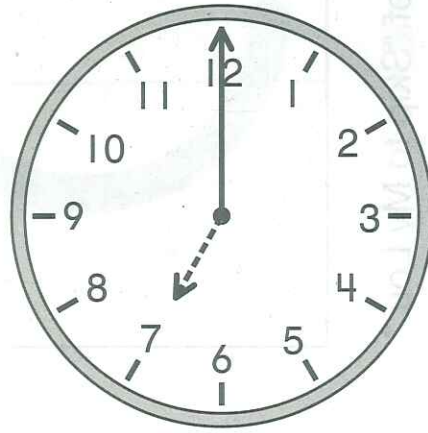
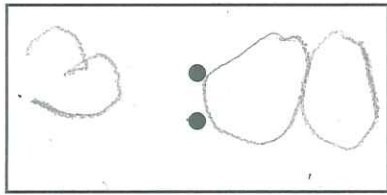

G	h
h	E
H	g
e	H

2. Sequencing: Cut and glue the missing letters where they belong.

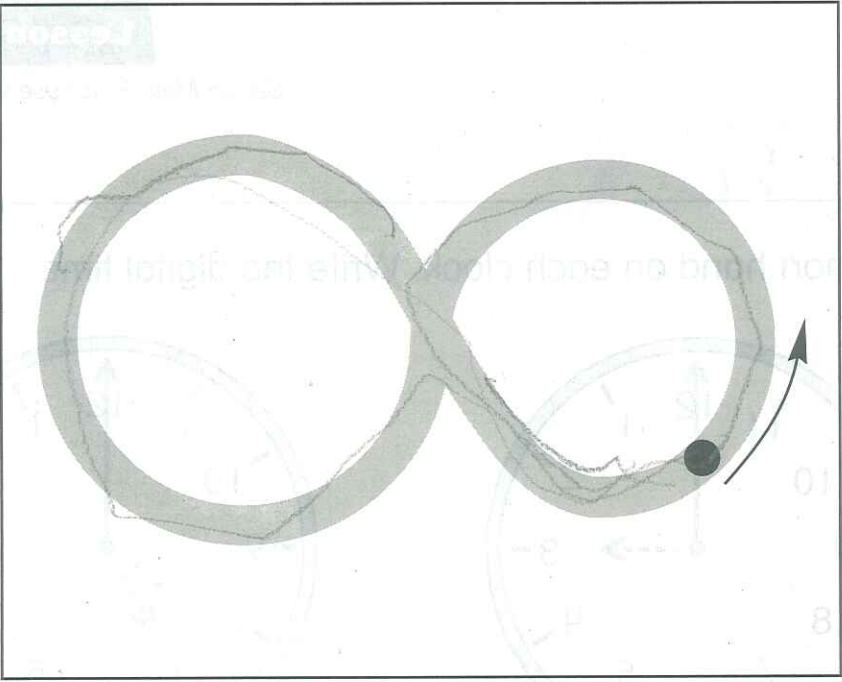
F	f	G	g	H	h
---	---	---	---	---	---

3. Missing Letters

Trace the short hand on each clock. Write the digital time.




Use a crayon to trace this number 3 times.



- Sing to the tune of “Skip to My Lou.”
- “Make an S and go back home.” (3 times)
- “That’s how we write the number eight.”




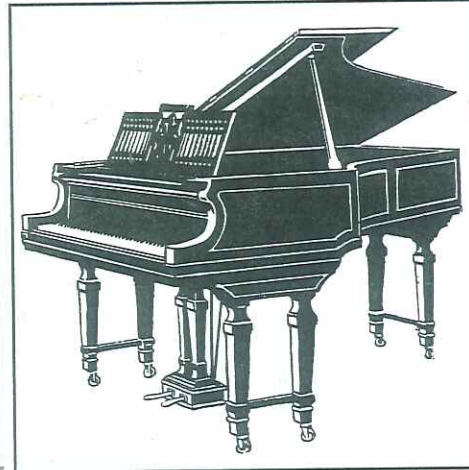



Use a pencil to write the 8’s.



Rr

INSTRUCTIONS:

Color the squares red that have pictures that begin with the sound of the letter R.



Rr



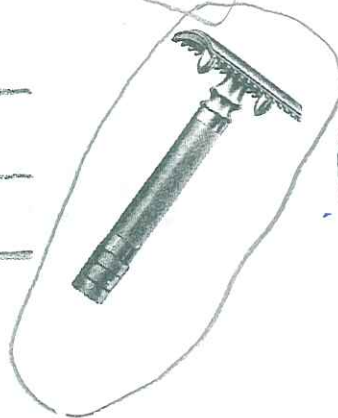







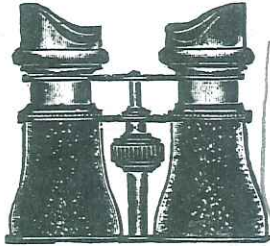



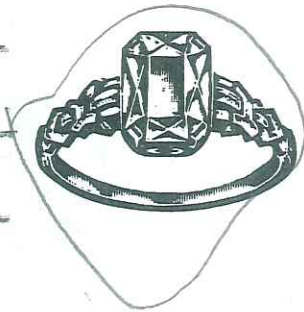

Name _____

Hearing
Writing

INSTRUCTIONS:

Fill in the letter maze at the beginning of each row.

Then circle each picture that begins with the sound of the letter R.



Name:

a a b b c c

a a b b c c

d d e e f f

d d e e f f

g g m m n n

g g m m n n

p p r r s s t t

p p r r s s t t

1. Draw a line from the capital G's to the small g's.

g G g G g G g G

2. Circle all capital G's and all small g's.

g G c

G b g E

f a G d G A g

3. Color all capital G's black. Color all small g's brown.

C

g

G

G

G

g

a

4. Color this strip yellow.

